



**CERTIFICATION OF ELECTION RESULTS
FOR THE REPUBLICAN PRIMARY ELECTION
HELD AUGUST 6, 2020**

We, the undersigned members of the **Wilson County Election Commission**, do hereby certify that we held a **Republican Primary Election** on **Thursday, August 6, 2020**, in the voting precincts in this county, according to law, for the purpose of electing a party nominee for the offices of **United States Senate, US House-District 6, TN House- District 46, TN House- District 57**, and that we have canvassed the returns of said election as required by law, and we do hereby certify that the following 6 pages of tabulation are a true, correct, and complete accounting of the results by precinct and county of said election as established by the canvassing of the returns, this 17th day of **August, 2020**.


At least three (3) commissioners must sign below:




Chairman, County Election Commission



Secretary, County Election Commission



Member, County Election Commission



Member, County Election Commission

Member, County Election Commission

State of Tennessee - Wilson County

August 6, 2020

Republican Primary

United States Senate

1 Clifford Adkins	166
2 Natisha Brooks	220
3 Byron Bush	243
4 Roy Dale Cope	39
5 Terry Dicus	49
6 Tom Emerson, Jr.	64
7 George S. Flinn, Jr.	303
8 Bill Hagerty	8,231
9 Jon Henry	262
10 Kent A. Morrell	38
11 Glen L. Neal Jr.	32
12 John E. Osborne	54
13 Aaron L. Pettigrew	50
14 David Schuster	110
15 Manny Sethi	8,294
16 Write-In - Vijay Kumar	0
Total Votes	18,155

United States House of Representatives District 6

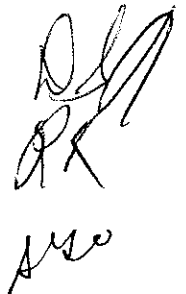
1 John Rose	16,673
Total Votes	16,673

Tennessee House of Representatives District 46

1 Clark Boyd	6,345
Total Votes	6,345

Tennessee House of Representatives District 57

1 Susan M Lynn	10,543
Total Votes	10,543

Handwritten signatures and initials in black ink, including a large signature that appears to be 'D.M.', initials 'R.K.', and 'A.W.'.

State of Tennessee - Wilson County

August 6, 2020

Republican Primary

United States Senate

1. Clifford Adkins
2. Natisha Brooks
3. Byron Bush
4. Roy Dale Cope
5. Terry Dicus
6. Tom Emerson, Jr.
7. George S. Flinn, Jr.
8. Bill Hagerty
9. Jon Henry
10. Kent A. Morrell

Precincts:	1	2	3	4	5	6	7	8	9	10
1-1	3	11	7	2	0	3	21	338	5	0
2-1	4	4	1	0	0	3	14	226	1	2
3-1	6	5	13	1	0	3	18	426	5	3
4-1	5	20	5	0	1	1	13	230	3	2
4-2	3	3	3	1	0	0	7	169	11	0
5-1	3	14	13	1	3	5	20	531	22	1
6-1	12	11	6	0	2	1	7	319	6	0
7-1	4	3	3	1	0	0	2	104	6	0
7-2	7	4	4	0	0	0	6	172	3	1
8-1	8	5	15	0	2	2	11	336	1	0
9-1	6	9	5	0	1	3	6	213	10	0
9-2	0	0	0	0	0	2	1	74	3	0
10-1	3	7	19	2	0	1	10	298	2	0
11-1	5	14	16	2	5	3	19	472	11	3
12-1	2	1	7	1	0	1	2	167	6	1
12-2	2	2	0	1	2	1	10	125	7	0
13-1	10	13	12	4	5	1	16	419	12	0
14-1	8	7	7	4	3	2	10	376	27	4
15-1	11	6	7	4	2	5	10	294	23	2
16-1	3	13	9	3	0	1	9	274	4	0
17-1	9	9	9	2	2	2	8	370	12	0
18-1	9	10	20	0	3	1	16	389	7	3
19-1	11	4	8	2	7	4	8	243	13	3
20-1	4	4	2	0	1	2	1	75	1	1
21-1	3	1	2	0	0	2	2	52	3	1
21-2	3	5	2	0	0	1	2	87	3	1
22-1	5	14	9	1	0	3	11	286	4	5
23-1	8	11	15	2	2	4	12	526	22	2
24-1	4	5	10	2	4	5	8	223	12	2
25-1	4	4	7	1	2	1	9	217	13	1
25-2	1	1	7	2	2	1	14	200	113	0
Totals:	166	220	243	39	49	64	303	8,231	262	38

State of Tennessee - Wilson County

August 6, 2020

Republican Primary

United States Senate

- 11. Glen L. Neal Jr.
- 12. John E. Osborne
- 13. Aaron L. Pettigrew
- 14. David Schuster
- 15. Manny Sethi
- 16. Write-In - Vijay Kumar

Precincts:	11	12	13	14	15	16
1-1	1	2	4	6	366	0
2-1	0	5	1	1	259	0
3-1	0	3	1	3	389	0
4-1	2	2	1	3	254	0
4-2	1	0	1	1	166	0
5-1	2	1	2	6	533	0
6-1	1	0	6	6	285	0
7-1	1	0	0	1	109	0
7-2	0	1	1	2	111	0
8-1	1	2	1	1	384	0
9-1	0	0	1	7	181	0
9-2	0	0	0	1	67	0
10-1	2	3	2	6	300	0
11-1	2	5	4	7	574	0
12-1	0	0	0	1	152	0
12-2	0	1	0	2	125	0
13-1	0	4	2	2	406	0
14-1	1	3	2	3	416	0
15-1	4	1	0	5	263	0
16-1	0	2	2	6	319	0
17-1	2	1	2	6	318	0
18-1	1	5	2	4	416	0
19-1	4	4	4	5	248	0
20-1	0	1	0	0	52	0
21-1	0	0	0	0	69	0
21-2	3	2	0	0	90	0
22-1	0	3	3	7	273	0
23-1	3	1	3	4	483	0
24-1	1	1	0	10	201	0
25-1	0	1	4	2	243	0
25-2	0	0	1	2	242	0
Totals:	32	54	50	110	8,294	0

OS

JK

SSO

State of Tennessee - Wilson County

August 6, 2020

Republican Primary

United States House of Representatives District 6

1. John Rose

Precincts:	1
1-1	702
2-1	488
3-1	804
4-1	494
4-2	338
5-1	1,072
6-1	605
7-1	214
7-2	293
8-1	718
9-1	397
9-2	135
10-1	596
11-1	1,026
12-1	313
12-2	250
13-1	817
14-1	803
15-1	594
16-1	604
17-1	701
18-1	825
19-1	523
20-1	131
21-1	123
21-2	185
22-1	581
23-1	1,004
24-1	438
25-1	468
25-2	431
Totals:	16,673

August 17, 2020

Handwritten signatures and initials in the bottom right corner. The initials 'DB' are at the top, followed by 'JK' and a large, stylized signature that appears to be 'Dye'.

State of Tennessee - Wilson County

August 6, 2020

Republican Primary

Tennessee House of Representatives District 46

1. Clark Boyd

Precincts:	1
5-1	505
6-1	135
7-1	224
7-2	302
9-1	406
9-2	136
12-1	310
12-2	256
13-1	185
14-1	303
15-1	261
17-1	724
19-1	425
20-1	136
21-1	126
21-2	189
23-1	980
24-1	455
25-2	287
Totals:	6,345

August 17, 2020

Handwritten signatures and initials in the bottom right corner of the page. The top signature appears to be 'DB', followed by 'JK', and a large signature that looks like 'D' or 'S'.

State of Tennessee - Wilson County

August 6, 2020

Republican Primary

Tennessee House of Representatives District 57

1. Susan M Lynn

Precincts:	1
1-1	708
2-1	473
3-1	820
4-1	491
4-2	344
5-1	575
6-1	475
8-1	720
10-1	608
11-1	1,031
13-1	660
14-1	506
15-1	324
16-1	604
18-1	817
19-1	116
22-1	586
23-1	53
25-1	479
25-2	153
Totals:	10,543

RTA
Syo
OS
①